

# What is OpenCL™?

André Heidekrüger

Sr. System Engineer Graphics, EMAE

[Advanced Micro Devices, Inc.](http://www.amd.com)

Stream Computing Workshop, 2009  
Stockholm, KTH



# Overview

## What is OpenCL™?

- Design Goals
- The OpenCL™ Execution Model

## What is OpenCL™? (continued)

- The OpenCL™ Platform and Memory Models

## Resource Setup

- Setup and Resource Allocation

## Kernel Execution

- Execution and Synchronization

## Programming with OpenCL™ C

- Language Features
- Built-in Functions



# Welcome to OpenCL™

With OpenCL™ you can...

- Leverage CPUs, GPUs, other processors such as Cell/B.E. processor and DSPs to accelerate parallel computation
- Get dramatic speedups for computationally intensive applications
- Write accelerated portable code across different devices and architectures

With AMD's OpenCL™ you can...

- Leverage AMD's CPUs, and AMD's GPUs, to accelerate parallel computation



# OpenCL™ Execution Model

## Kernel

- Basic unit of executable code - similar to a C function
- Data-parallel or task-parallel

## Program

- Collection of kernels and other functions
- Analogous to a dynamic library

## Applications queue kernel execution instances

- Queued in-order
- Executed in-order or out-of-order



# Expressing Data-Parallelism in OpenCL™

Define N-dimensional computation domain (N = 1, 2 or 3)

- Each independent element of execution in N-D domain is called a work-item
- The N-D domain defines the total number of work-items that execute in parallel

E.g., process a 1024 x 1024 image: **Global problem dimensions:** 1024 x 1024 = **1 kernel execution per pixel:** 1,048,576 total executions

## Scalar

```
void
scalar_mul(int n,
           const float *a,
           const float *b,
           float *result)
{
    int i;
    for (i=0; i<n; i++)
        result[i] = a[i] * b[i];
}
```



## Data-Parallel

```
kernel void
dp_mul(global const float *a,
       global const float *b,
       global float *result)
{
    int id = get_global_id(0);
    result[id] = a[id] * b[id];
}
// execute dp_mul over "n" work-items
```



# Expressing Data-Parallelism in OpenCL™

Kernels executed across a global domain of **work-items**

- **Global dimensions** define the range of computation
- One **work-item** per computation, executed in parallel

Work-items are grouped in local **workgroups**

- **Local dimensions** define the size of the workgroups
- Executed together on one device
- Share local memory and synchronization

## Caveats

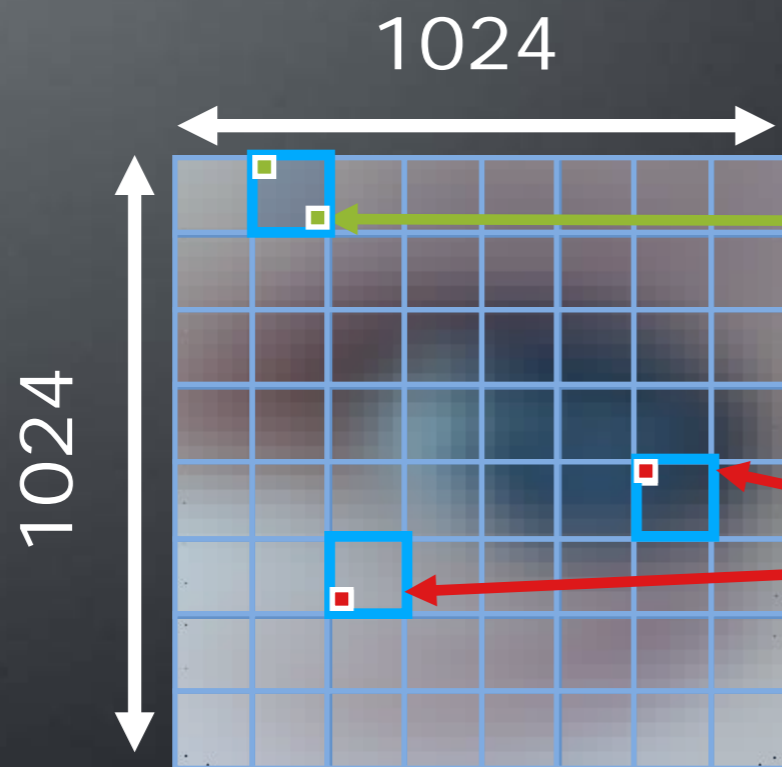
- Global work-items must be independent: **No global synchronization**
- **Synchronization can be done within a workgroup**



# Global and Local Dimensions

Global Dimensions: 1024 x 1024 (whole problem space)

Local Dimensions: 128 x 128 (executed together)



Synchronization between *work-items* possible only **within** *workgroups*:  
**barriers** and **memory fences**

Can **not** synchronize outside of a *workgroup*



# Example Problem Dimensions

1D: 1 million elements in an array:

```
global_dim[3] = {1000000, 1, 1};
```

2D: 1920 x 1200 HD video frame, 2.3M pixels:

```
global_dim[3] = {1920, 1200, 1};
```

3D: 256 x 256 x 256 volume, 16.7M voxels:

```
global_dim[3] = {256, 256, 256};
```

Choose the dimensions that are “best” for your algorithm

- Maps well
- Performs well





# Synchronization Within Work-Items

No **global** synchronization, only within **workgroups**

The work-items in each workgroup can:

- Use **barriers** to synchronize execution
- Use **memory fences** to synchronize memory accesses

You must adapt your algorithm to only require synchronization

- Within workgroups (e.g., reduction)
- Between kernels (e.g., multi-pass)



# Part 2: What is OpenCL™? (continued)

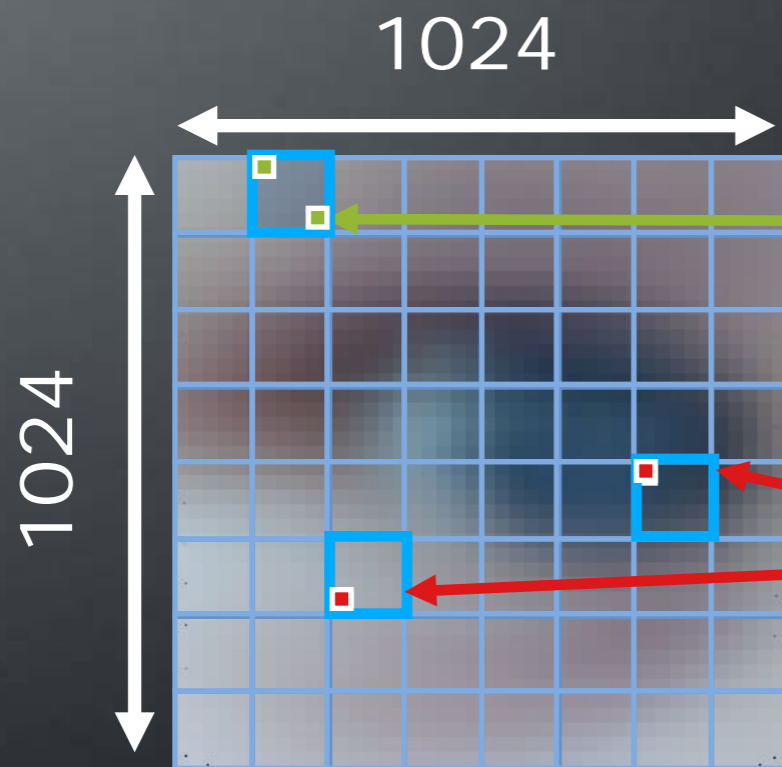
## The OpenCL™ Platform and Memory Models



# Global and Local Dimensions

Global Dimensions: 1024 x 1024 (whole problem space)

Local Dimensions: 128 x 128 (executed together)



Synchronization between *work-items* possible only **within** *workgroups*:  
**barriers** and **memory fences**

Can **not** synchronize outside of a *workgroup*

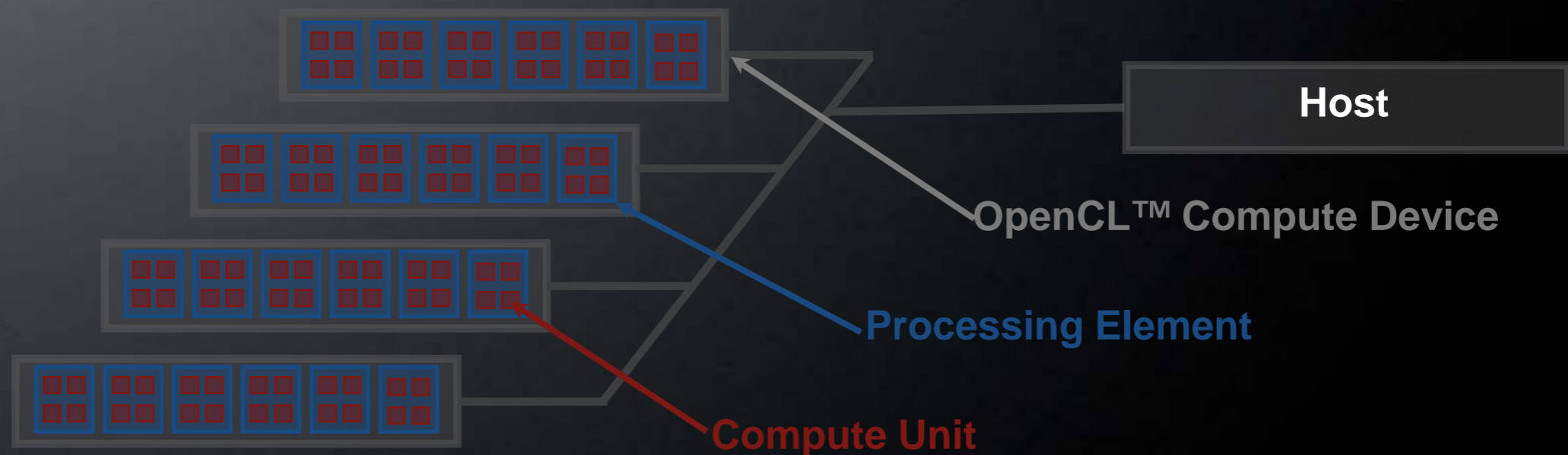


# OpenCL™ Platform Model

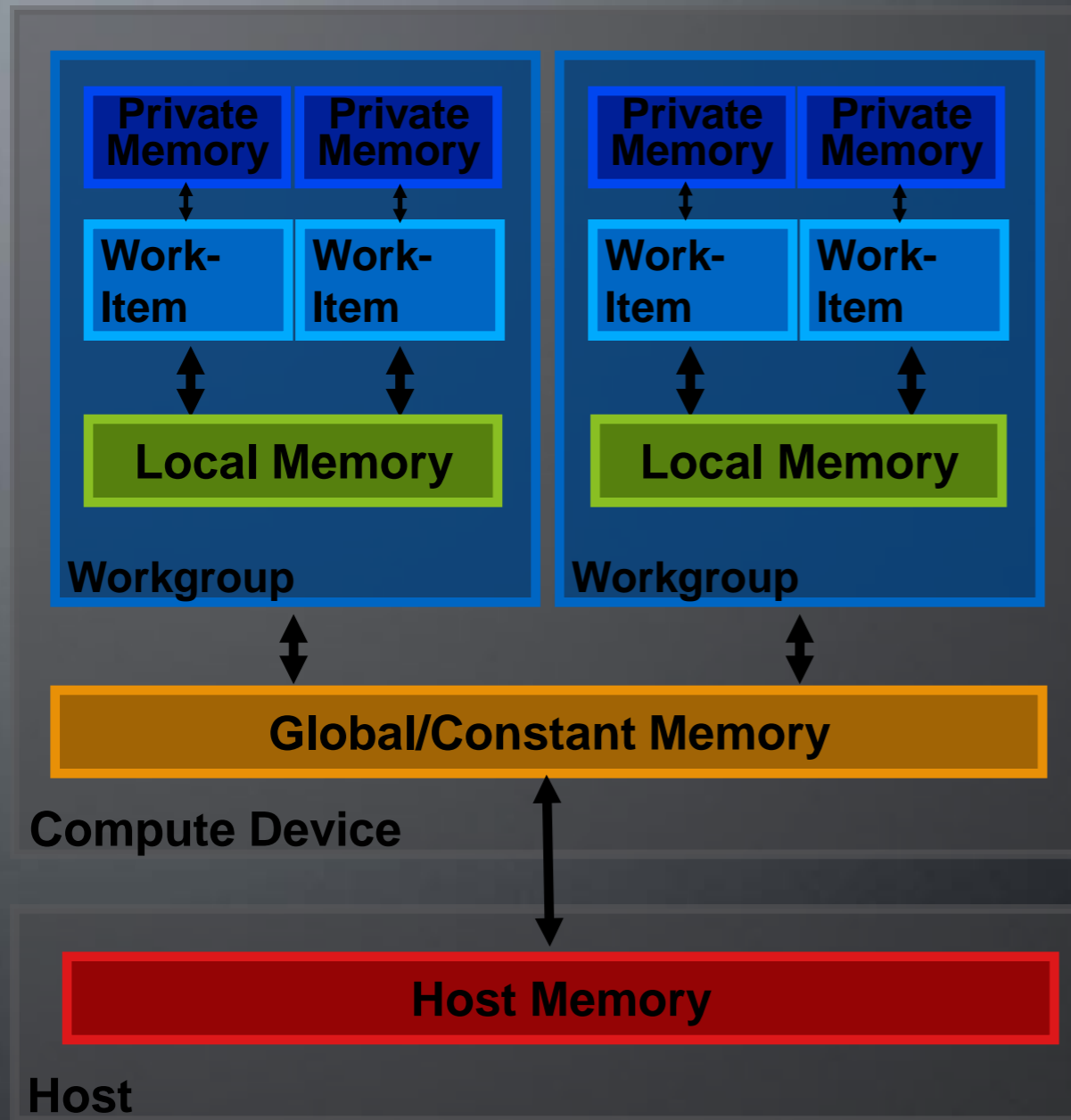
A host connected to one or more OpenCL™ devices

OpenCL™ devices:

- A collection of one or more compute units (**cores**)
- A compute unit
  - Composed of one or more processing elements
  - Processing elements execute code as SIMD or SPMD



# OpenCL™ Memory Model



- **Private Memory:** Per *work-item*
- **Local Memory:** Shared within a *workgroup*
- **Local Global/Constant Memory:** Not synchronized
- **Host Memory:** On the CPU

**Memory management is explicit**

You must move data from host to global to local and back



# OpenCL™ Objects

## Setup

- **Devices**—GPU, CPU, Cell/B.E.
- **Contexts**—Collection of devices
- **Queues**—Submit work to the device

## Memory


- **Buffers**—Blocks of memory
- **Images**—2D or 3D formatted images

## Execution

- **Programs**—Collections of kernels
- **Kernels**—Argument/execution instances

## Synchronization/profiling

- **Events**



# OpenCL™ Framework



## Context

Programs

Kernels

Memory Objects

Command Queues

```
__kernel void  
dp_mul(__global const float *a,  
       __global const float *b,  
       __global float *c)  
{  
    int id = get_global_id(0);  
    c[id] = a[id] * b[id];  
}
```

dp\_mul  
CPU program  
binary

dp\_mul  
GPU program  
binary

dp\_mul

arg [0] value

arg [1] value

arg [2] value

Images

Buffers

In  
Order  
Queue

Out  
Order  
Queue

Compile code

Create data &  
arguments

Send to  
execution



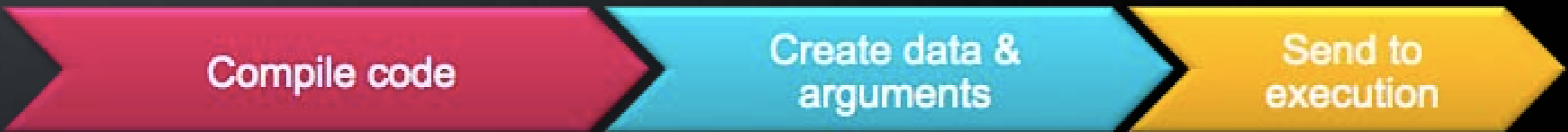
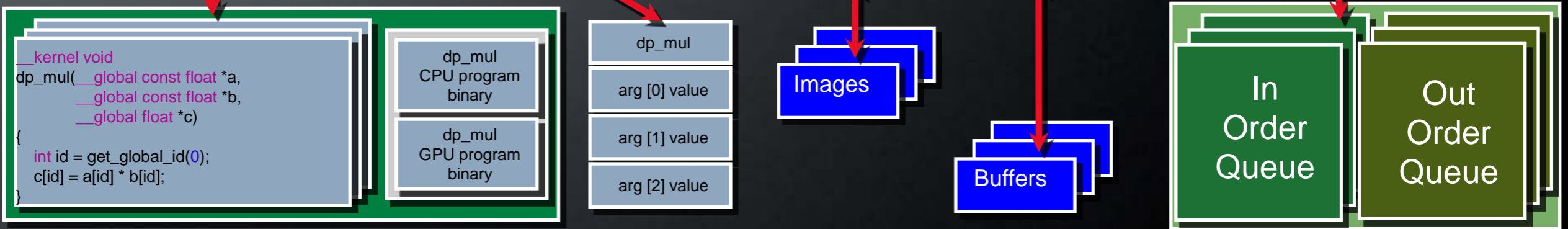
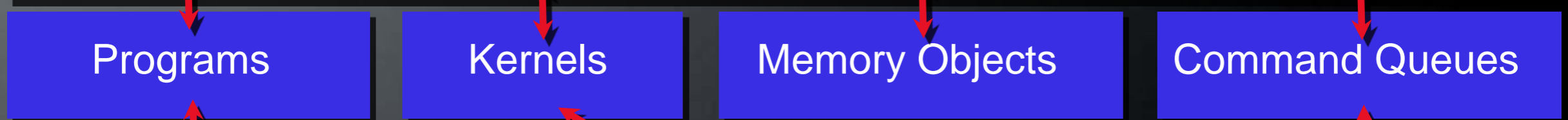
# Part 3: Resource Setup

- Setup and Resource Allocation





# OpenCL™ Framework




# Setup

Get the device(s)

Create a context

Create command queue(s)



```
cl_uint num_devices_returned;  
cl_device_id devices[2];  
err = clGetDeviceIDs(NULL, CL_DEVICE_TYPE_GPU, 1,  
                    &devices[0], num_devices_returned);  
err = clGetDeviceIDs(NULL, CL_DEVICE_TYPE_CPU, 1,  
                    &devices[1], &num_devices_returned);
```

```
cl_context context;  
context = clCreateContext(0, 2, devices, NULL, NULL, &err);
```

```
cl_command_queue queue_gpu, queue_cpu;  
queue_gpu = clCreateCommandQueue(context, devices[0], 0, &err);  
queue_cpu = clCreateCommandQueue(context, devices[1], 0, &err);
```



# Setup: Notes

## Devices

- Multiple cores on CPU or GPU together are a single device
- OpenCL™ executes kernels across all cores in a data-parallel manner

## Contexts

- Enable sharing of memory between devices
- To share between devices, both devices must be in the same context

## Queues

- All work submitted through queues
- Each device must have a queue



# Choosing Devices

A system may have several devices—which is best?

The “best” device is **algorithm-** and **hardware-**dependent

Query device info with: `clGetDeviceInfo(device, param_name, *value)`

- Number of compute units `CL_DEVICE_MAX_COMPUTE_UNITS`
- Clock frequency `CL_DEVICE_MAX_CLOCK_FREQUENCY`
- Memory size `CL_DEVICE_GLOBAL_MEM_SIZE`
- Extensions (double precision, atomics, etc.)

Pick the best device for your algorithm

- Sometimes CPU is better, other times GPU is better



# Memory Resources

## Buffers

- Simple chunks of memory
- Kernels can access however they like (array, pointers, structs)
- Kernels can read and write buffers

## Images

- Opaque 2D or 3D formatted data structures
- Kernels access only via `read_image()` and `write_image()`
- Each image can be read or written in a kernel, but not both

# Image Formats and Samplers

## Formats

- Channel orders: `CL_A`, `CL_RG`, `CL_RGB`, `CL_RGBA`, etc.
- Channel data type: `CL_UNORM_INT8`, `CL_FLOAT`, etc.
- `clGetSupportedImageFormats()` returns supported formats

## Samplers (for reading images)

- Filter mode: `linear` or `nearest`
- Addressing: `clamp`, `clamp-to-edge`, `repeat`, or `none`
- Normalized: `true` or `false`

Benefit from image access hardware on GPUs



# Allocating Images and Buffers

```
cl_image_format format;
```

```
format.image_channel_data_type = CL_FLOAT;  
format.image_channel_order = CL_RGBA;
```

```
cl_mem input_image;
```

```
input_image = clCreateImage2D(context, CL_MEM_READ_ONLY, &format,  
                             image_width, image_height, 0, NULL, &err);
```

```
cl_mem output_image;
```

```
output_image = clCreateImage2D(context, CL_MEM_WRITE_ONLY, &format,  
                               image_width, image_height, 0, NULL, &err);
```

```
cl_mem input_buffer;
```

```
input_buffer = clCreateBuffer(context, CL_MEM_READ_ONLY,  
                              sizeof(cl_float)*4*image_width*image_height, NULL, &err);
```

```
cl_mem output_buffer;
```

```
output_buffer = clCreateBuffer(context, CL_MEM_WRITE_ONLY,  
                               sizeof(cl_float)*4*image_width*image_height, NULL, &err);
```



# Reading and Writing Memory Object Data

## Explicit commands to access memory object data

- Read from a region in memory object to host memory
  - `clEnqueueReadBuffer(queue, object, blocking, offset, size, *ptr, ...)`
- Write to a region in memory object from host memory
  - `clEnqueueWriteBuffer(queue, object, blocking, offset, size, *ptr, ...)`
- Map a region in memory object to host address space
  - `clEnqueueMapBuffer(queue, object, blocking, flags, offset, size, ...)`
- Copy regions of memory objects
  - `clEnqueueCopyBuffer(queue, srcobj, dstobj, src_offset, dst_offset, ...)`

Operate synchronously (`blocking = CL_TRUE`) or asynchronously





# Introduction to OpenCL™: part 4

- Execution and Synchronization



# Program and Kernel Objects

Program objects encapsulate

- A program source or binary
- List of devices and latest successfully built executable for each device
- A list of kernel objects

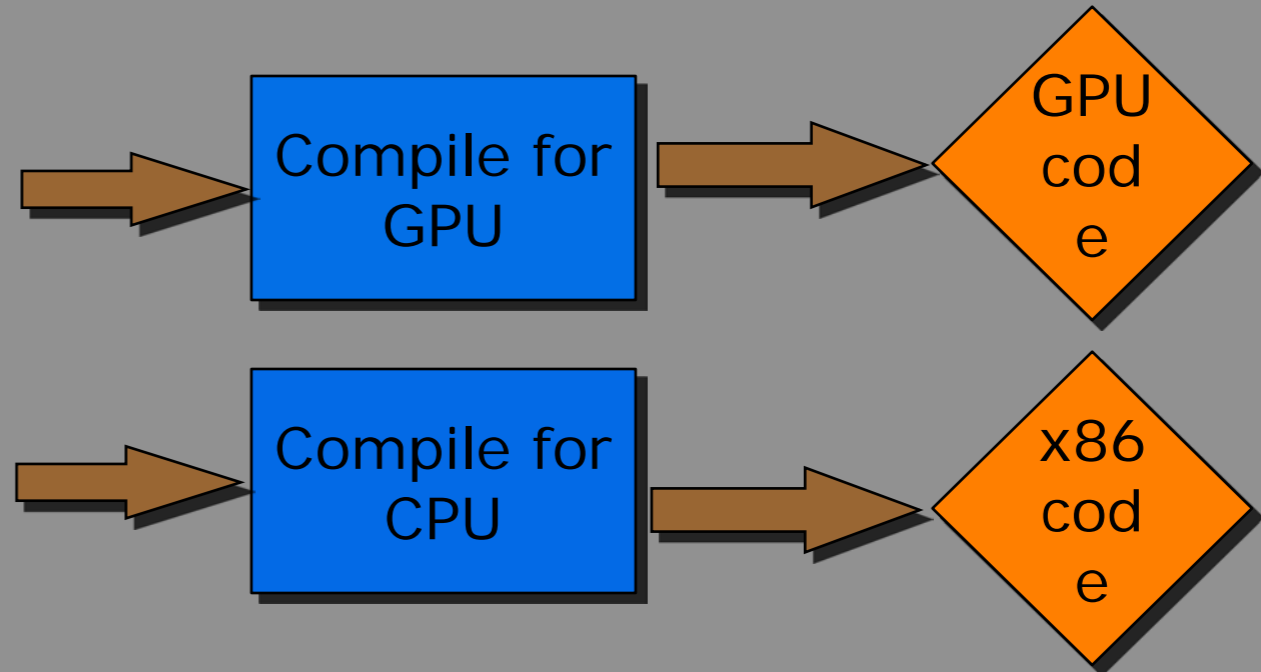
Kernel objects encapsulate

- A specific kernel function in a program
  - Declared with the **kernel** qualifier
- Argument values
- Kernel objects can only be created after the program executable has been built

# Program

## Kernel Code

```
kernel void
horizontal_reflect(read_only image2d_t src,
                  write_only image2d_t dst)
{
    int x = get_global_id(0); // x-coord int y = get_global_id(1); // y-coord
    int width = get_image_width(src); float4 src_val = read_imagef(src,
    sampler,
        (int2)(width-1-x, y)); write_imagef(dst, (int2)(x, y), src_val);
}
```



Programs build executable code for multiple devices

Execute the same code on different devices

# Compiling Kernels

## Create a program

- Input: String (source code) or precompiled binary
- Analogous to a dynamic library: A collection of kernels

## Compile the program

- Specify the devices for which kernels should be compiled
- Pass in compiler flags
- Check for compilation/build errors

## Create the kernels


- Returns a kernel object used to hold arguments for a given execution

# Creating a Program

File: kernels.cl

```
// -----  
// Images Kernel  
// -----  
kernel average_images(read_only image2d_t input, write_only image2d_t output)  
{  
    sampler_t sampler = CLK_ADDRESS_CLAMP | CLK_FILTER_NEAREST | CLK_NORMALIZED_COORDS_FALSE;  
    int x = get_global_id(0);  
    int y = get_global_id(1);  
    float4 sum = (float4)0.0f;  
  
    int2 pixel;  
    for (pixel.x=x-SIZE; pixel.x<=x+SIZE; pixel.x++)  
        for (pixel.y=y-SIZE; pixel.y<=y+SIZE; pixel.y++)  
            sum += read_imagef(input, sampler, pixel);  
  
    write_imagef(output, (int2)(x, y), sum/TOTAL);  
};
```

```
cl_program program;  
program = clCreateProgramWithSource(context, 1, &source, NULL, &err);
```



# Compiling and Creating a Kernel

```
err = clBuildProgram(program, 0, NULL, NULL, NULL, NULL);
```

```
if (err) {  
    char log[10240] = "";  
    err = clGetProgramBuildInfo(program, device, CL_PROGRAM_BUILD_LOG,  
                                sizeof(log), log, NULL);  
    printf("Program build log:\n%s\n", log);  
}
```

```
kernel = clCreateKernel(program, "average_images", &err);
```

# Executing Kernels

Set the kernel arguments

Enqueue the kernel

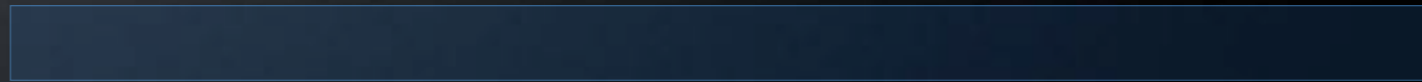

```
err = clSetKernelArg(kernel, 0, sizeof(input), &input);  
err = clSetKernelArg(kernel, 1, sizeof(output), &output);
```

```
size_t global[3] = {image_width, image_height, 0};  
err = clEnqueueNDRangeKernel(queue, kernel, 2, NULL, global, NULL, 0, NULL, NULL);
```

- Note: Your kernel is executed ***asynchronously***
  - Nothing may happen—you have only enqueued your kernel
  - Use a blocking read `clEnqueueRead*(... CL_TRUE ...)`
  - Use events to track the execution status



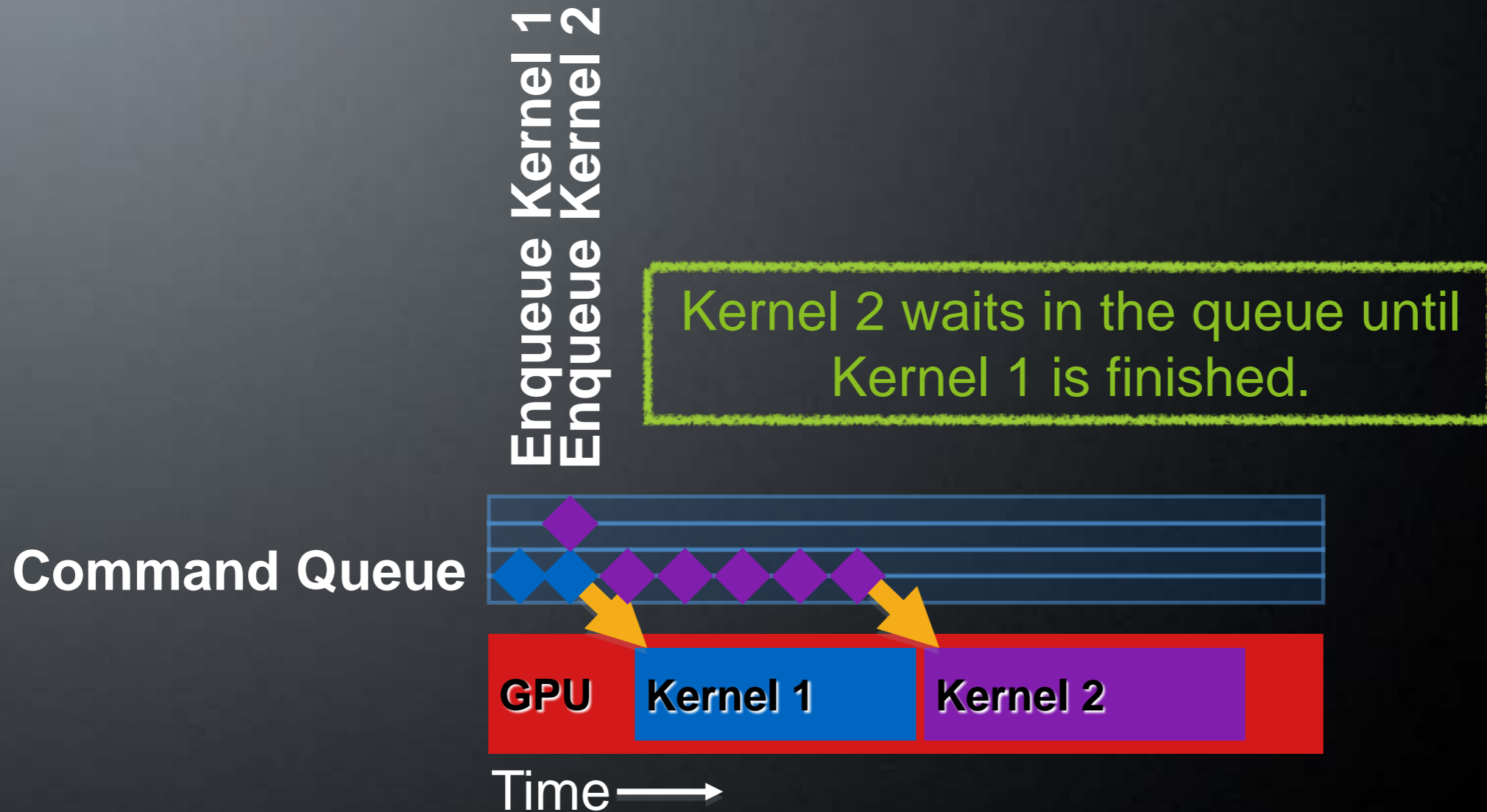
# Synchronization Between Commands



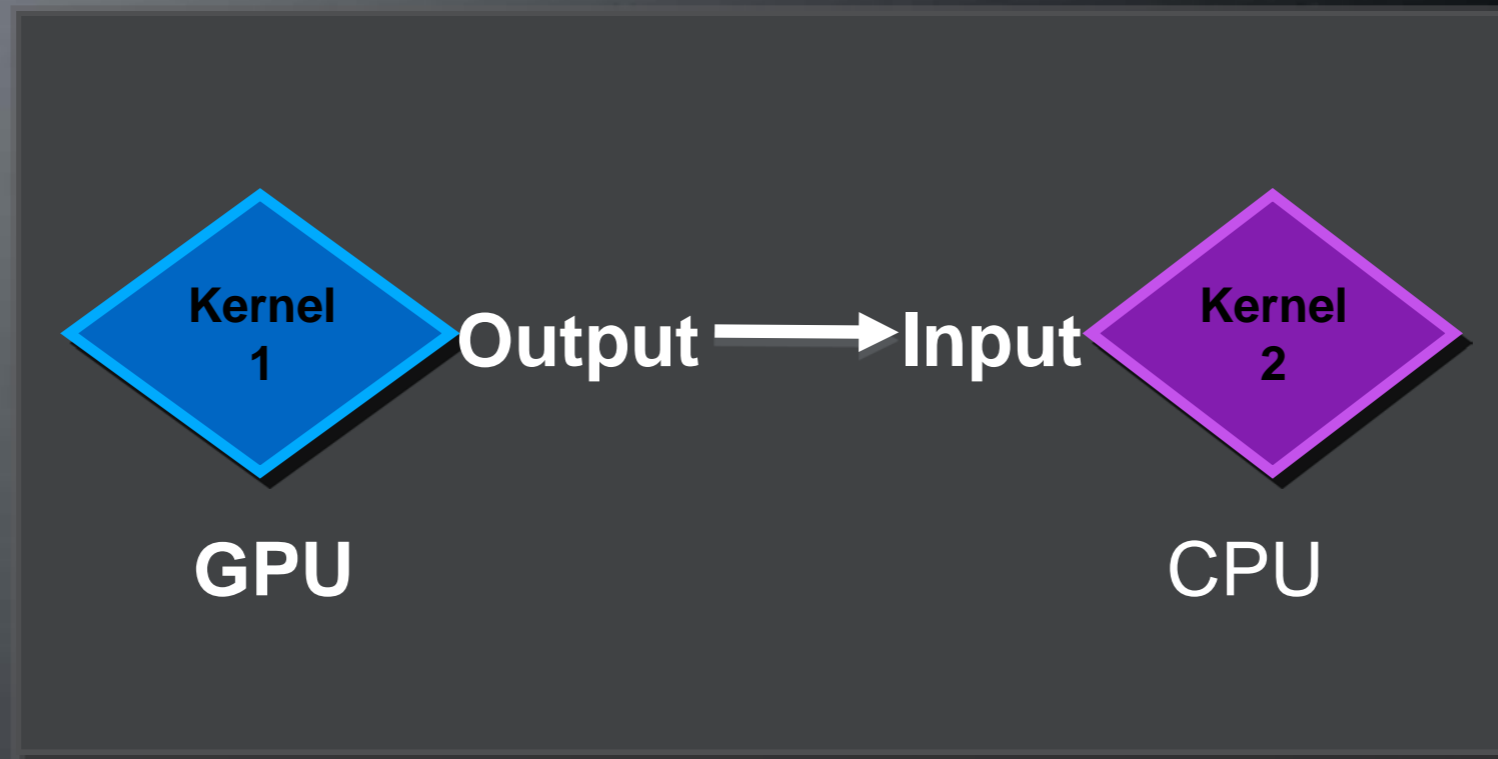


# Synchronization: One Device/Queue

- Example: Kernel 2 uses the results of Kernel 1



# Synchronization: Two Devices/Queues



Explicit dependency: Kernel 1 must finish before Kernel 2 starts



# Synchronization: Two Devices/Queues

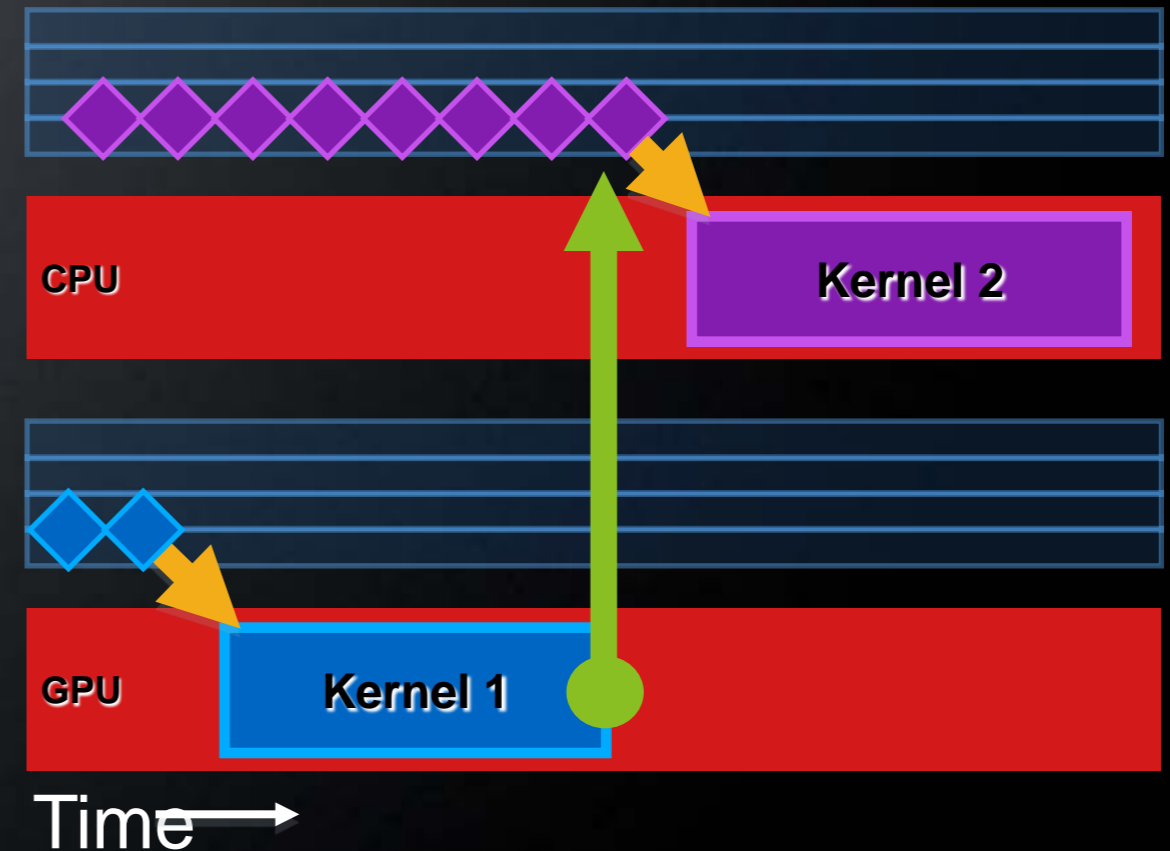
Enqueue Kernel 1  
Enqueue Kernel 2

Kernel 2 starts before the results from Kernel 1 are ready



Enqueue Kernel 1  
Enqueue Kernel 2

Kernel 2 waits for an event from Kernel 1, and does not start until the results are ready



# Using Events on the Host

`clWaitForEvents(num_events, *event_list)`

- Blocks until events are complete

`clEnqueueMarker(queue, *event)`

- Returns an event for a marker that moves through the queue

`clEnqueueWaitForEvents(queue, num_events, *event_list)`

- Inserts a “WaitForEvents” into the queue

`clGetEventInfo()`

- Command type and status  
`CL_QUEUED`, `CL_SUBMITTED`, `CL_RUNNING`, `CL_COMPLETE`, or error code

`clGetEventProfilingInfo()`

- Command queue, submit, start, and end times

# Part 5: OpenCL™ C

- Language Features
- Built-in Functions



# OpenCL™ C Language

Derived from ISO C99

- No standard C99 headers, function pointers, recursion, variable length arrays, and bit fields

Additions to the language for parallelism

- Work-items and workgroups
- Vector types
- Synchronization

Address space qualifiers

Optimized image access

Built-in functions



# Address space

- `__global` – memory allocated from global address space, images are global by default
- `__constant` – is like global, but read only
- `__local` – memory shared by work-group
- `__private` – private per work-item memory
- `__read_only` – only for images
- `__write_only` – only for images

Kernel args have to be global, constant or local.  
Can't assign to different pointer type.



# Workgroups

- `uint get_work_dim () (1 to 3)`
  - `size_t get_global_size (uint dimindx)`
  - `size_t get_global_id (uint dimindx)`
  - `size_t get_local_size (uint dimindx)`
  - `size_t get_local_id (uint dimindx)`
  - `size_t get_num_groups (uint dimindx)`
  - `size_t get_group_id (uint dimindx)`
- $\text{num\_groups} * \text{local\_size} = \text{global\_size}$
- $\text{local\_id} + \text{group\_id} * \text{local\_size} = \text{global\_id}$
- $\text{global\_size} \% \text{local\_size} = 0$





# Synchronization

`barrier()` function. All work-items must reach the barrier before they execute further. It must be encountered by all work-items in work-group.

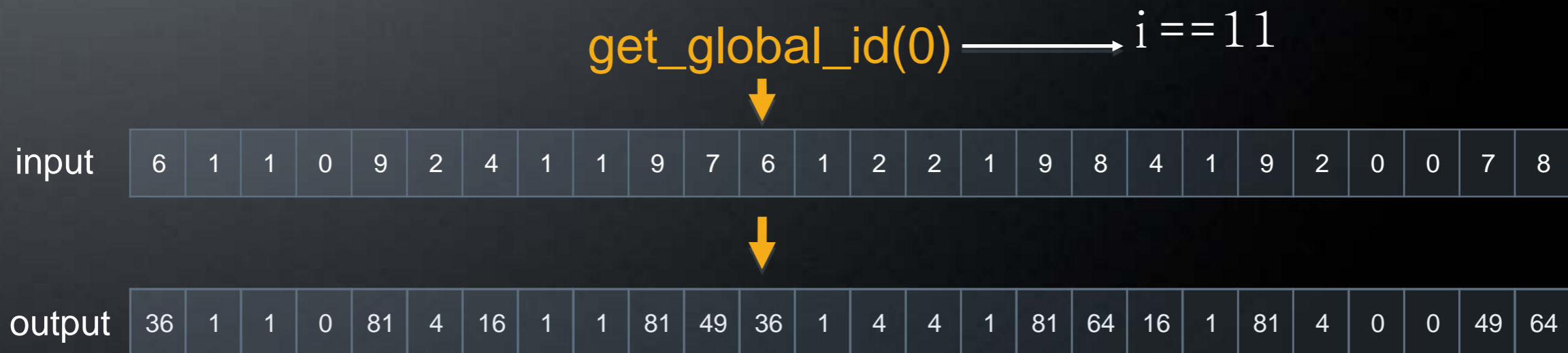
Flags: `LOCAL_MEM_FENCE`, `GLOBAL_MEM_FENCE` – flush and ensure ordering for local or global memory.

`mem_fence()`, `read_mem_fence()`, `write_mem_fence()` – ensure memory loads and stores ordering within work-item.

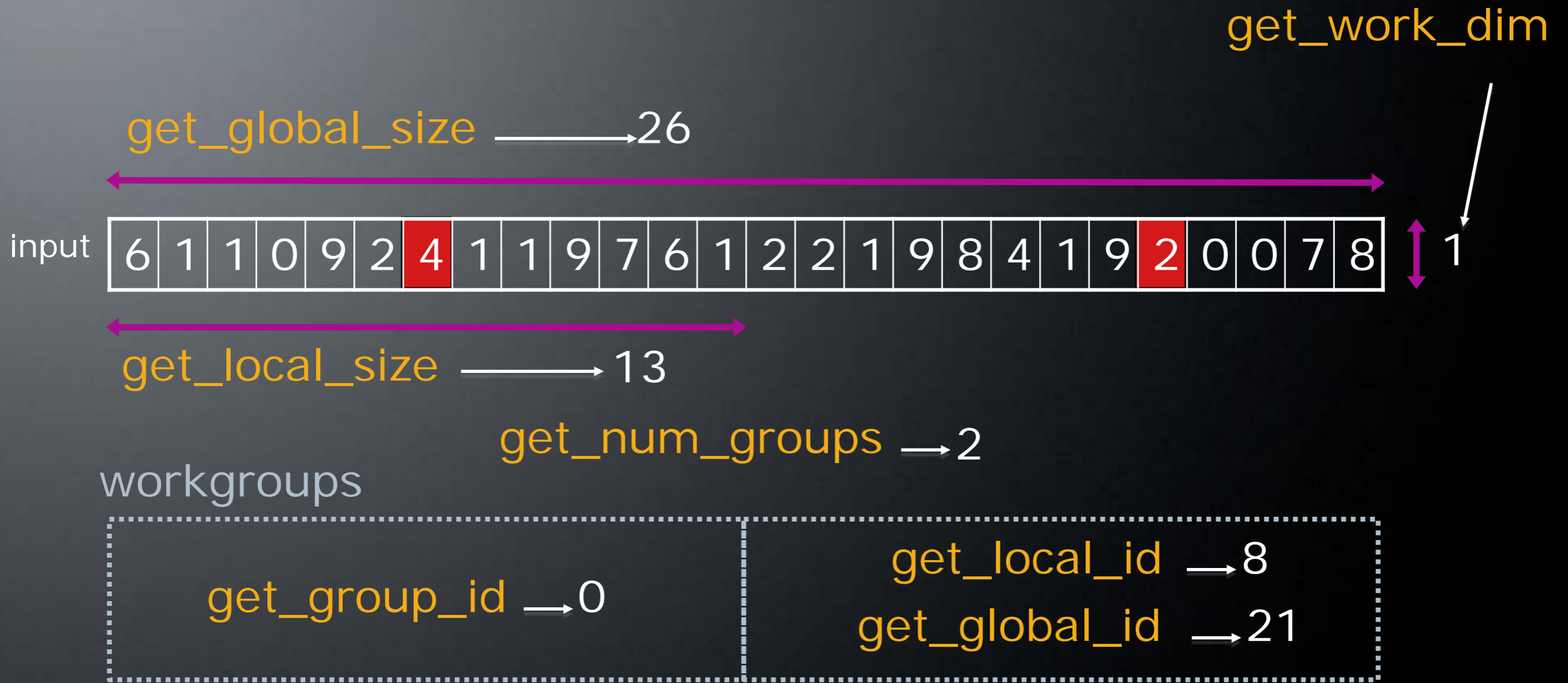


# Kernel

```
kernel void square(__global float* input,
                  __global float* output)
{
    int i = get_global_id(0);
    output[i] = input[i] * input[i];
}
```



# Work-Items and Workgroup Functions



# Data Types

## Scalar data types

- `char` , `uchar` , `short` , `ushort` , `int` , `uint` , `long` , `ulong`
- `bool` , `intptr_t` , `ptrdiff_t` , `size_t` , `uintptr_t` , `void` ,
- `half` (storage)

## Image types

- `image2d_t` , `image3d_t` , `sampler_t`

## Vector data types



# Data Types

Portable

Vector length of 2, 4, 8, and 16

- `char2`, `ushort4`, `int8`, `float16`, `double2`, ...

Endian safe

Aligned at vector length

Vector operations and built-in functions

# Vector Operations

- Vector literal

```
int4 vi0 = (int4) -7;
```

```
int4 vi1 = (int4)(0, 1, 2, 3);
```

-7	-7	-7	-7
----	----	----	----

0	1	2	3
---	---	---	---



# Vector Operations

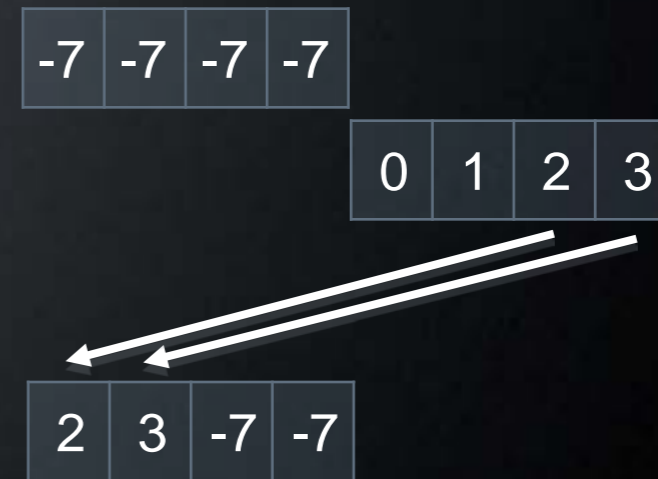
- Vector literal

```
int4 vi0 = (int4) -7;
```

```
int4 vi1 = (int4)(0, 1, 2, 3);
```

- Vector components

```
vi0.lo = vi1.hi;
```



# Vector Operations

- Vector literal

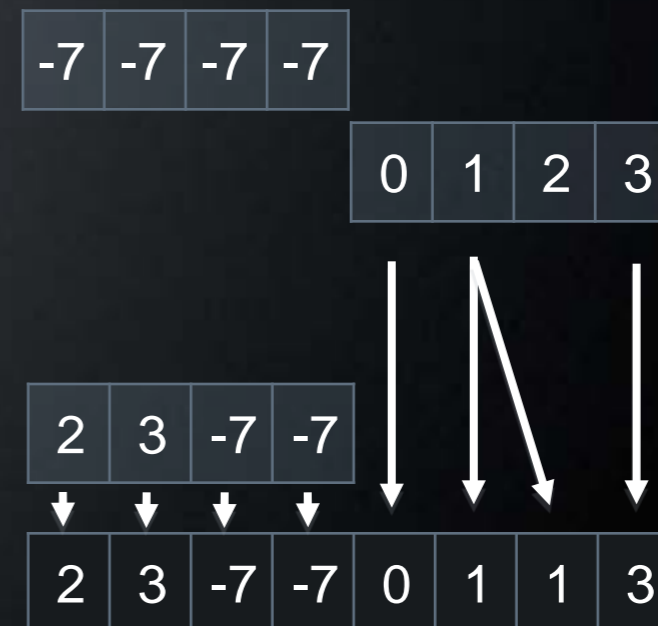
```
int4 vi0 = (int4) -7;
```

```
int4 vi1 = (int4)(0, 1, 2, 3);
```

- Vector components

```
vi0.lo = vi1.hi;
```

```
int8 v8 = (int8)(vi0.s0123, vi1.odd);
```





# Vector Operations

- Vector literal

```
int4 vi0 = (int4) -7;
```

```
int4 vi1 = (int4)(0, 1, 2, 3);
```

- Vector components


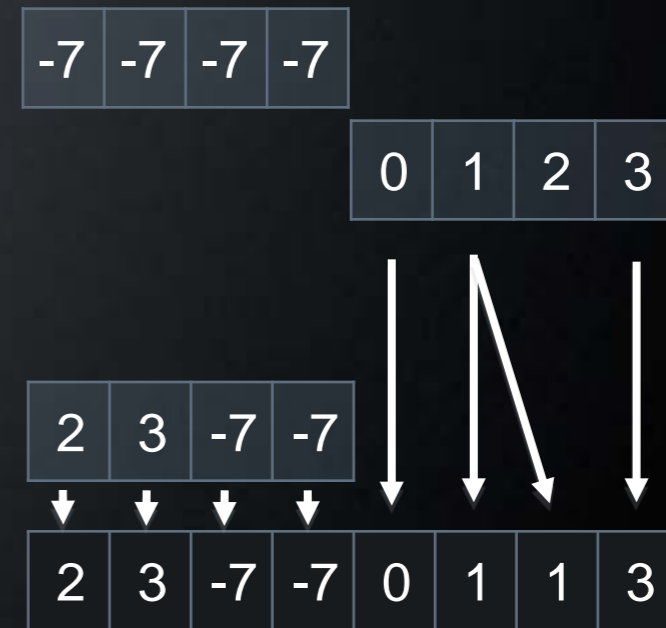
```
vi0.lo = vi1.hi;
```

```
int8 v8 = (int8)(vi0.s0123, vi1.odd);
```

- Vector ops

```
vi0 += vi1;
```

```
vi0 = abs(vi0);
```



# Address Spaces

- **Kernel** pointer arguments must use **global**, **local**, or **constant**

```
kernel void distance(global float8* stars, local float8* local_stars)
kernel void sum(private int* p) // Illegal because it uses private
```

- Default address space for arguments and local variables is **private**

```
kernel void smooth(global float* io) {
    float temp;
    ...
}
```

- `image2d_t` and `image3d_t` are always in **global** address space

```
kernel void average(read_only global image_t in, write_only
image2d_t out)
```

# Address Spaces

- Program (global) variables must be in **constant** address space

```
constant float bigG = 6.67428E-11;
global float time; // Illegal non constant
kernel void force(global float4 mass) { time = 1.7643E18f; }
```

- Casting between different address spaces is undefined

```
kernel void calcEMF(global float4* particles) {
    global float* particle_ptr = (global float*) particles;
    float* private_ptr = (float*) particles; // Undefined behavior -
    float particle = * private_ptr; // different address
}
```

# Conversions

Scalar and pointer conversions follow C99 rules

- No implicit conversions for vector types

```
float4 f4 = int4_vec; // Illegal implicit conversion
```

- No casts for vector types (different semantics for vectors)

```
float4 f4 = (float4) int4_vec; // Illegal cast
```

- Casts have other problems

```
float x;  
int i = (int)(x + 0.5f); // Round float to nearest integer
```

Wrong for:

0.5f - 1 ulp (rounds up not down)

negative numbers (wrong answer)

- There is hardware to do it on nearly every machine



# Conversions

Explicit conversions:

`convert_destType<_saturate><_roundingMode>`

- Scalar and vector types
- No ambiguity

```
uchar4 c4 = convert_uchar4_sat_rte(f4);
```

f4	-5.0f	254.5f	254.6	1.2E9f
c4	0	254	255	255

Saturate to 0

Round down to nearest even

Round up to nearest value

Saturated to 255



# Reinterpret Data: *as\_type*

Reinterpret the bits to another type

Types must be the same size

```
// f[i] = f[i] < g[i] ? f[i] : 0.0f  
float4 f, g;  
int4 is_less = f < g;  
f = as_float4(as_int4(f) & is_less);
```

f	-5.0f	254.5f	254.6f	1.2E9f
g	254.6f	254.6f	254.6f	254.6f
is_less	ffffff	ffffff	00000000	00000000
as_int	c0a00000	42fe0000	437e8000	4e8f0d18
&	c0a00000	42fe0000	00000000	00000000
f	-5.0f	254.5f	0.0f	0.0f

OpenCL™ provides a **select** built-in



# Built-in Math Functions

IEEE 754 **compatible** rounding behavior for **single precision** floating-point

IEEE 754 **compliant** behavior for **double precision** floating-point

Defines maximum error of math functions as ULP values

Handle ambiguous C99 library edge cases

Commonly used single precision math functions come in **three** flavors

- eg. **log**(x)
  - Full precision  $\leq 3$ ulps
  - Half precision/faster. **half\_log**—minimum 11 bits of accuracy,  $\leq 8192$  ulps
  - Native precision/fastest. **native\_log**: accuracy is implementation defined
- Choose between accuracy and performance



# Built-in Work-group Functions

```
kernel read(global int* g, local int* shared) {  
    if (get_global_id(0) < 5) ← work-item 0  
        barrier(CLK_GLOBAL_MEM_FENCE);  
    else ← work-item 6  
        k = array[0];  
}
```

**Illegal since not all work-items encounter barrier**





# Built-in Functions

## Integer functions

- `abs`, `abs_diff`, `add_sat`, `hadd`, `rhadd`, `clz`, `mad_hi`, `mad_sat`, `max`, `min`, `mul_hi`, `rotate`, `sub_sat`, `upsample`

## Image functions

- `read_image[f | i | ui]`
- `write_image[f | i | ui]`
- `get_image_[width | height | depth]`

## Common, Geometric and Relational Functions

## Vector Data Load and Store Functions

- eg. `vload_half`, `vstore_half`, `vload_halfn`, `vstore_halfn`, ...



# Extensions

Atomic functions to global and local memory

- add, sub, xchg, inc, dec, cmp\_xchg, min, max, and, or, xor
- 32-bit/64-bit integers

Select rounding mode for a group of instructions at compile time

- For instructions that operate on floating-point or produce floating-point values
- `#pragma OpenCL_select_rounding_mode`  
`rounding_mode`
- All 4 rounding modes supported

Extension: Check `clGetDeviceInfo` with `CL_DEVICE_EXTENSIONS`



# OpenCL™ Language

Show the SDK

